

TENSION FABRIC PROFILE

THRILLING

ING



Transformation. Create tension. Arouse curiosity. The caterpillar pupates and turns into a butterfly. The octopus changes its color to match the background, and the frog, initially living under water, changes its habitat to land. Unique and fascinating processes. Hence, the question is not: transformation or not? But: how can we use it to present products and companies, create tension and reinvent whole rooms? Here are some thrilling answers.

TRANSFOR MATION



TO MAKE THEIR COCOON,
CATERPILLARS NEED
ABOUT 3 KM OF SILK
STRING.


TENSION FABRIC PROFILE

TECHNICAL FEATURES

TENSION FABRIC PROFILES

16 – 120
mm

Different profile depths



Various frame colors



Silicon edge technology



2 mm profile edge



Illumination optional

Different profile depths. For all requirements.

Our tension fabric frames are available with profile depths from 16–120 mm. They can be powder-coated in various RAL colors on request – for every spatial requirement and color coordination.

Simple and flexible. With silicon edges.

The fabric is fixed into the fabric groove with a silicon edge. This allows for a quick and tool-less exchange of any graphic.

Profile edges. Almost invisible.

Our anodized aluminium frames take a subsidiary role and put your product into the spotlight. There is merely a 2 mm profile edge framing the fabric.

A shining example. Also in quality.


Our high quality light boxes are fitted with Power LEDs, which ensure a brilliant, radiating light. Additional advantages: their longevity and energy efficiency.

WALL SOLUTIONS

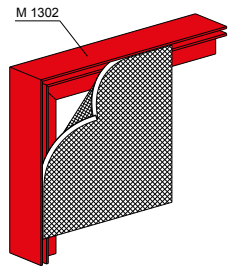
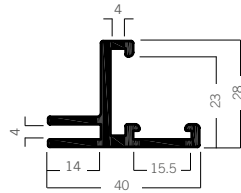
Elegant aluminium surface | Without system groove | Different profile depths | Silicon edge technology | Single-sided tension fabric

TENSION FABRIC PROFILE

M 1302.01



Aluminium | matt anodized for mounting fabric with M 1313 silicon edge, bracing available
3.49 kg | 6000 mm

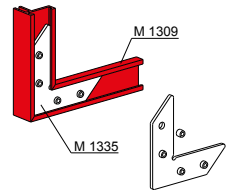
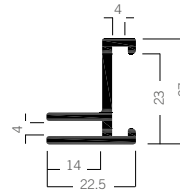


TENSION FABRIC PROFILE





M 1309.01



Aluminium | matt anodized for mounting fabric with M 1313 silicon edge for small formats
2.53 kg | 6000 mm



ACCESSORIES

	M 1313	SILICON EDGE 14 × 3 mm, roll with 100 m
	M 1335	INTERNAL CORNER CONNECTOR to connect M 1302 or M 1309
	M 1433	WALL RETAINER with M4 clamp screw, for M 1302
	M 1434	WALL RETAINER with M4 clamp screw, for M 1309

WALL SOLUTIONS


Single-sided



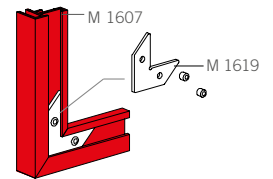
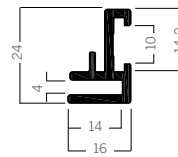
IF HUMANS WERE TO SEE AS WELL AS OWLS DURING THE NIGHT, OUR EYES WOULD NEED TO BE AS BIG AS GRAPEFRUITS.

TENSION FABRIC PROFILE

M 1607.01




Aluminium | matt anodized
for mounting fabric with
M 1313 silicon edge
for small formats up to
DIN A1
2.06 kg | 6000 mm

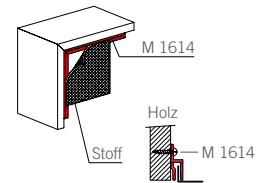
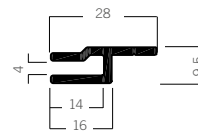


TENSION FABRIC PROFILE

M 1614.01




Aluminium | matt anodized
for mounting fabric with
M 1313 silicon edge
for mounting on wood
1.63 kg | 6000 mm

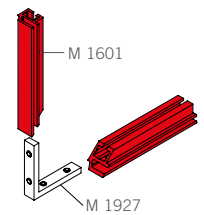
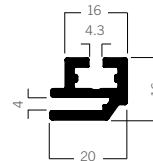


TENSION FABRIC PROFILE

M 1601.01



Aluminium | matt anodized
for mounting fabric with
M 1313 silicon edge
for small formats up to
DIN A1
2.16 kg | 6000 mm



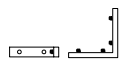
ACCESSORIES



M 1313

SILICON EDGE

14 x 3 mm, roll with 100 m



M 1927

INTERNAL CORNER CONNECTOR

for M 1601



M 1619

CORNER CONNECTOR

for M 1607

WALL SOLUTIONS

Single-sided




**ELEPHANTS CAN SMELL
WATER FROM AS FAR AWAY
AS 4.8 KM.**

WALL AND CEILING SOLUTIONS

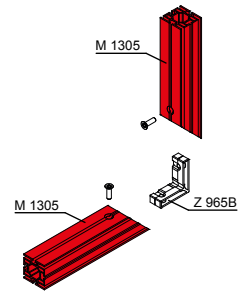
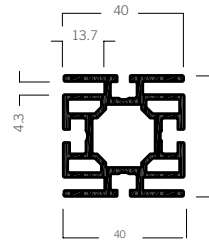
Elegant aluminium surface | With or without system groove | Silicone edge technology | single or double-sided

TENSION FABRIC PROFILE

M 1305.01




Aluminium | matt anodized for mounting fabric with M 1313 silicon edge, single or double-sided
8.70 kg | 6000 mm

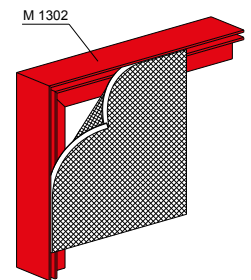
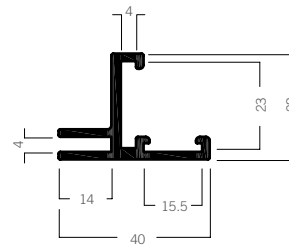


ADAPTION PROFILE




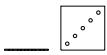
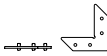
M 1302.01

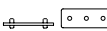





Aluminium | matt anodized for mounting fabric with M 1313 silicon edge, single-sided
3.49 kg | 6000 mm




ACCESSORIES

	M 1313	SILICON EDGE 14 x 3 mm, roll with 100 m
	Z 965B	CORNER CONNECTOR for M 1305
	M 1312	U-PROFILE for bracing of M 1302
	M 1314	CONNECTOR for bracing of M 1302 in connection with M 1312
	M 1335	CORNER CONNECTOR for connection of M 1302

	M 1336	END PLATE for bracing of M 1302
	M 1337	EYEBOLT for vertical ceiling suspension
	M 1338	THREADED PLATE for bracing of M 1302 in connection with M 1312
	E 218	EYE BOLT for M 1305, max capacity 45 kg

WALL AND CEILING SOLUTIONS

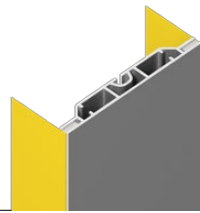
Single-sided | Double-sided



OCTALUMINA – LIGHT BOXES

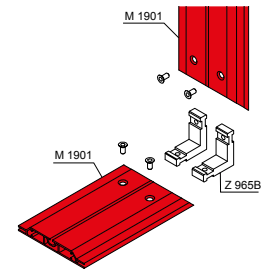
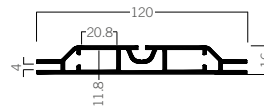
Elegant aluminium surface | With or without system groove | Different profile depths | shadow-free illumination | Brilliant brightness | Silicon edge technology

TENSION FABRIC PROFILE 120 MM DOUBLE-SIDED




M 1901.01

Aluminium | matt anodized
for double-sided light boxes,
fabric mounting with M 1313
silicon edge
10.1 kg | 6000 mm

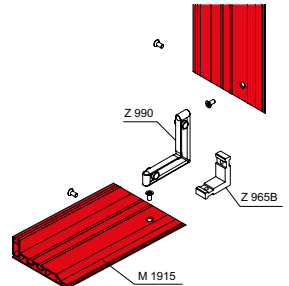
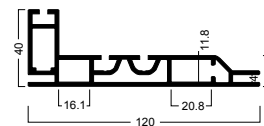


TENSION FABRIC PROFILE 120 MM SINGLE-SIDED

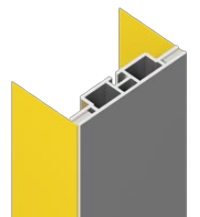


M 1915.01

Aluminium | matt anodized
for single-sided light boxes,
fabric mounting with M 1313
silicon edge
13.1 kg | 6000 mm

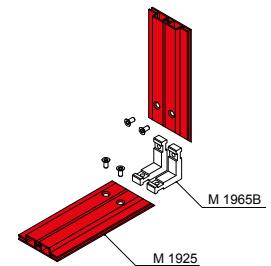
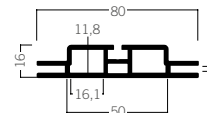


TENSION FABRIC PROFILE 80 MM DOUBLE-SIDED









M 1925.01

Aluminium | matt anodized
for double-sided light boxes,
fabric mounting with M 1313
silicon edge
6.86 kg | 6000 mm



on request


ACCESSORIES

	M 1313	SILICON EDGE 14 × 3 mm, roll with 100 m		Z 990	CORNER CONNECTOR for M 1915
	Z 965B	CORNER CONNECTOR for M 1901 and M 1915		M 1208	ROUND EXTRUSION bracing for M 1901
	M 1965B	CORNER CONNECTOR for M 1925 and M 1935		Z 4400	EXTRUSION bracing for M 1915 and M 1935


LIGHT BOXES

Single-sided | Double-sided

ANIMALS DO NOT ONLY
HAVE STRIPY FUR, BUT
ALSO STRIPY SKIN.

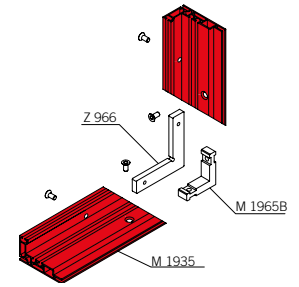
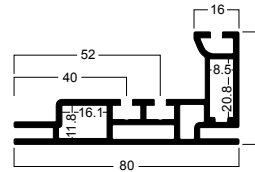


TENSION FABRIC PROFILE
80 MM SINGLE-SIDED



M 1935.01

Aluminium I matt anodized for single-sided light boxes, for lateral feed-in, fabric mounting with M 1313 silicon edge
9.6 kg | 6000 mm

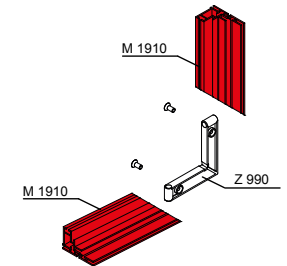
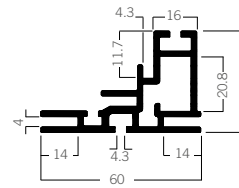


TENSION FABRIC PROFILE
60 MM

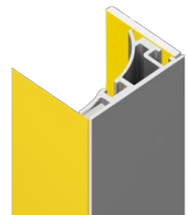


M 1910.01

Aluminium I matt anodized for single-sided light boxes, for LEDs on the rear cover, fabric mounting with M 1313 silicon edge
7.62 kg | 6000 mm

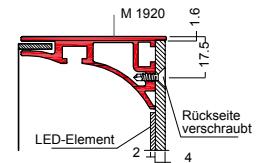
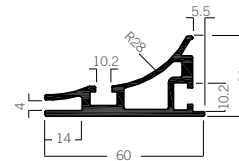


TENSION FABRIC PROFILE
60 MM

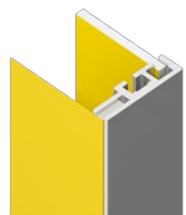


M 1920.01

Aluminium I matt anodized for single-sided light boxes, for LEDs on the rear cover, fabric mounting with M 1313 silicon edge, fixation to wall
6.07 kg | 6000 mm

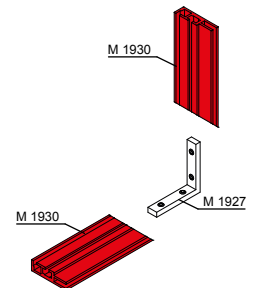
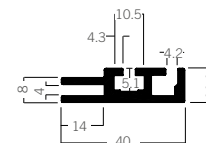


TENSION FABRIC PROFILE
40 MM SINGLE-SIDED




M 1930.01

Aluminium I matt anodized for single-sided light boxes, for LEDs on the rear cover, fabric mounting with M 1313 silicon edge, fixation to wall
3.43 kg | 6000 mm

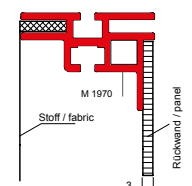
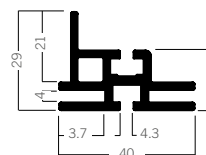


TENSION FABRIC PROFILE
40 MM SINGLE-SIDED



M 1970.01

Aluminium I matt anodized for single-sided light boxes, for LEDs on the rear cover, fabric mounting with M 1313 silicon edge
4.36 kg | 6000 mm









LIGHT BOXES

Single-sided



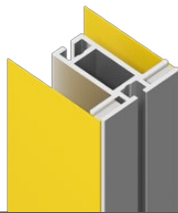
ACCESSORIES

	Z 966 CORNER CONNECTOR for M 1935		M 1927 CORNER CONNECTOR for M 1920, M 1930, and M 1970
	M 1926 CORNER CONNECTOR for M 1920		Z 990 CORNER CONNECTOR for M 1910 and M 1915
	M 1965B CORNER CONNECTOR for M 1925 and M 1935		Z 4400 EXTRUSION for M 1915 and M 1935

FREE-STANDING DISPLAYS

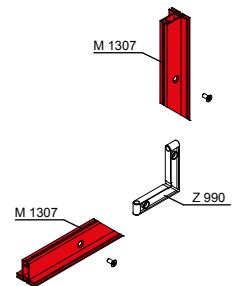
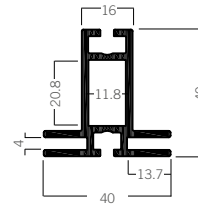
Elegant aluminium surface | With system groove | Different profile depths | Silicon edge technology
Single or double-sided

TENSION FABRIC PROFILE 40 MM

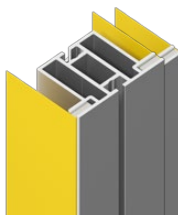


M 1307.01

Aluminium | matt anodized
for single or double-sided
light boxes, fabric mounting
with M 1313 silicon edge
5.62 kg | 6000 mm

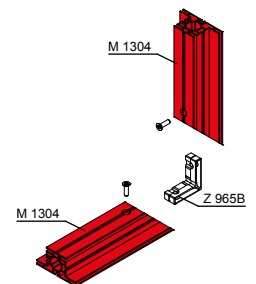
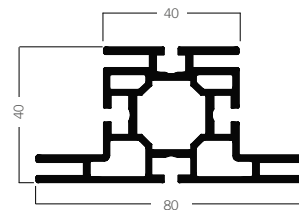


TENSION FABRIC PROFILE 80 MM



M 1304.01

Aluminium | matt anodized
for single or double-sided
light boxes, fabric mounting
with M 1313 silicon edge
10.67 kg | 6000 mm



ACCESSORIES

	Z 965B CORNER CONNECTOR for M 1304		M 1347/SK MOUNTING SCREWS for M 1347 and M 1357
	W 916 CORNER CONNECTOR for M 1307 (straight cut)		M 1347 BASE PLATE FOR M 1307 L 320 x W 120 x H 8 mm screws not included
	Z 990 CORNER CONNECTOR for M 1307 and M 1304		M 1357 BASE PLATE L 320 x W 300 x H 8 mm screws not included
	VA 1240 BROCHURE SHELF rotatable, with mounting materials		M 1498 LED LONG ARM SPOTLIGHT 12W/230V/4000K with 3000 mm cable, incl. retainer M 1481

FREE-STANDING DISPLAYS


Single-sided | Double-sided



CURVED TENSION FABRIC FRAMES

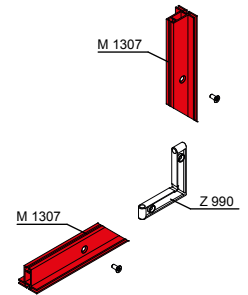
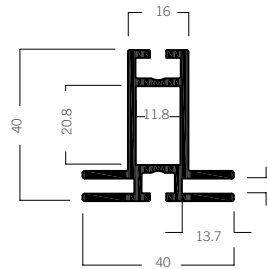
Elegant aluminium surface | With system groove | Silicon edge technology | Double-sided | Radii from 1000 mm

TENSION FABRIC PROFILE 40 MM CURVED




M 1307.01

Aluminium | matt anodized for single/double-sided mounting of fabric with M 1313 silicon edge, smallest radius 1000 mm
5.94 kg | 6000 mm

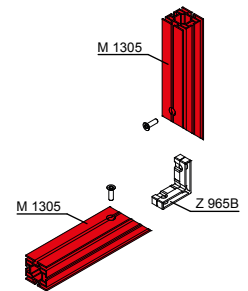
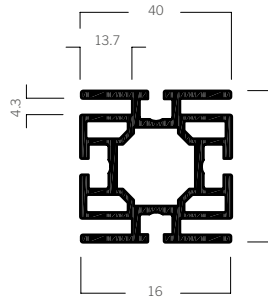


TENSION FABRIC PROFILE 40 MM CURVED






M 1305.01

Aluminium | matt anodized for single/double-sided mounting of fabric with M 1313 silicon edge, smallest radius 1000 mm
8.70 kg | 6000 mm



ACCESSORIES

	M 1313	SILICON EDGE 14 x 3 mm, roll with 100 m
	Z 965B	CORNER CONNECTOR for M 1305
	Z 990	CORNER CONNECTOR for M 1307

FREE-STANDING DISPLAYS

Curved single-sided | Double-sided

THE ROOTS OF TREES GROW UP TO 35 METERS DEEP TO REACH THE SUBTERRANEAN WATER.



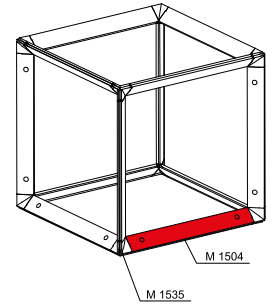
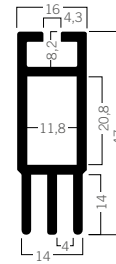

CUBES

Corners without visible profile edge | Quick assembly | Silicon edge technology

TENSION FABRIC PROFILE

M 1504.01

Aluminium | matt anodized fabric mounting with M 1313 silicon edge with 2 fabric grooves
4.57 kg | 6000 mm

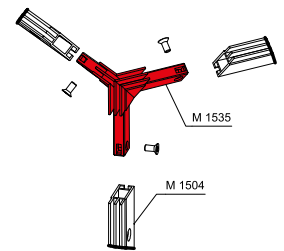
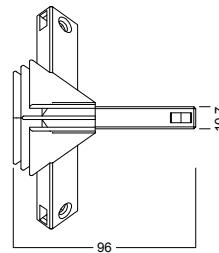


for illumination

CORNER CONNECTOR

M 1535.31

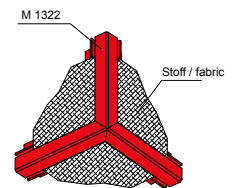
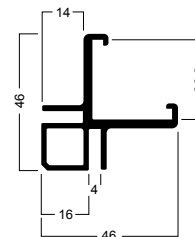
Plastic | to connect the M 1504 tension fabric profile
0.06 kg






TENSION FABRIC PROFILE




M 1332.01

Aluminium | matt anodized fabric mounting with M 1313 silicon edge with 2 fabric grooves
5.94 kg | 6000 mm



ACCESSORIES

	M 1313	SILICON EDGE 14 × 3 mm, roll with 100 m
	M 1545	ADAPTOR for double-sided bracing for M 1504
	M 1547	ADAPTOR for single-sided bracing for M 1504

	M 1233	CONNECTION SET for system groove
	Z 460	EXTRUSION for illumination element
	M 1329	ADAPTOR for M 1332


CUBES



ADAPTION PROFILES

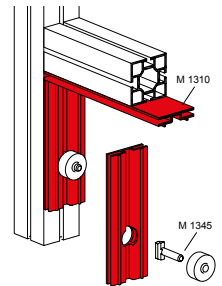
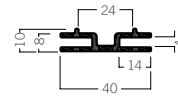
Elegant aluminium surface | With system groove | Different profile depths | Silicon edge technology | double-sided

ADAPTION PROFILE 40 MM




M 1310.01

Aluminium | matt anodized with consecutive borings Ø 18 mm, connected to system groove with M 1345
2.76 kg | 6000 mm

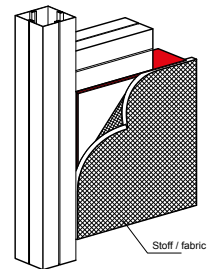
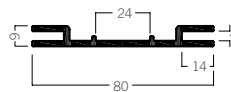


ADAPTION PROFILE 80 MM

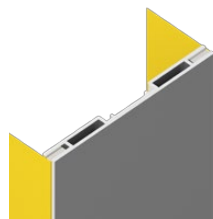


M 1325.01

Aluminium | matt anodized with consecutive borings Ø 18 mm, connected to system groove with M 1345
5.41 kg | 6000 mm

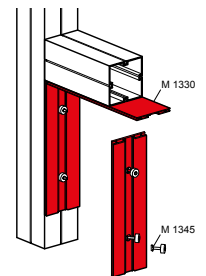
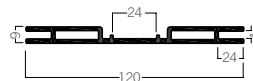


ADAPTION PROFILE 120 MM



M 1330.01

Aluminium | matt anodized with consecutive borings Ø 18 mm, connected to system groove with M 1345
8.45 kg | 6000 mm



ACCESSORIES



M 1313

SILICON EDGE

14 x 3 mm, roll with 100 m



M 1345


HAMMERHEAD SCREW

to mount M 1310, M 1325, M 1330 to system groove

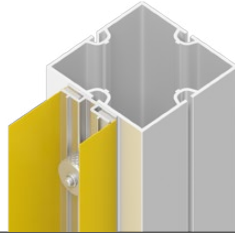
TENSION FABRIC FRAMES

Adaption profiles


M 1310
WITH M 1000




WITH M 1020



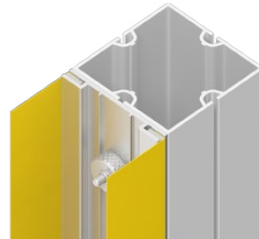
WITH M 225




M 1325
WITH M 1000




WITH M 1020




WITH M 225




M 1330
WITH M 1000



WITH M 1020



WITH M 225

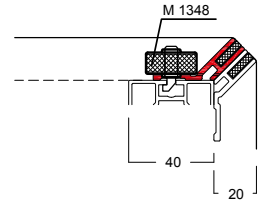
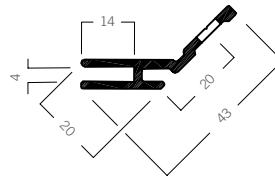


ADAPTION PROFILE



M 1321.01

Aluminium I matt anodized with consecutive borings 8,9 × 18 mm for direct mounting to system groove with M 1348 to 40 mm square extrusions, as well as 80 mm and 120 mm square extrusions with M 1339 and M 1348
2.92 kg l 6000 mm

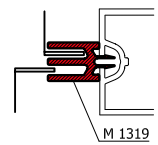
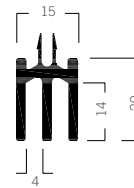


ADAPTION PROFILE



M 1319.35

Plastic I with 2 fabric grooves, to mount fabric with M 1313 silicon edge
1.46 kg l 6000 mm



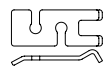
ACCESSORIES



M 1313

SILICON EDGE

14 × 3 mm, roll with 100 m



M 1339

RETAINER

used in connection with M 1348 for square extrusions with 80 mm and 120 mm



M 1348

HAMMERHEAD SCREW

only for mounting M 1322, M 1322/E, M 1322/I, M 1321

**HORNS NEVER STOP GROWING,
WHILE ANTLERS FALL OFF AND
REGROW.**

TENSION FABRIC FRAMES

Adaption profiles

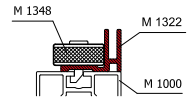
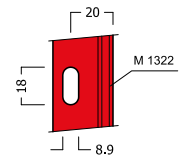
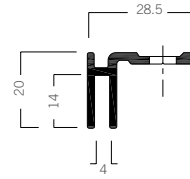


ADAPTION PROFILE




M 1322.01

Aluminium I matt anodized with 11 borings $8,9 \times 18$ mm for mounting to system groove with M 1348 to 40 mm square extrusions, as well as 80 mm and 120 mm square extrusions with M 1339 and M 1348
2.61 kg l 6000 mm

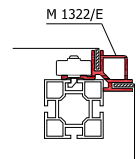
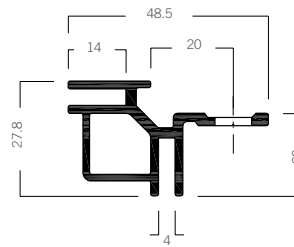


ADAPTION PROFILE OUTER CORNER

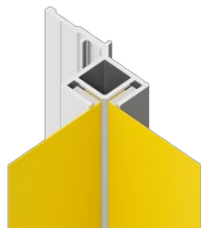


M 1322/E.01

Aluminium I matt anodized with 11 borings $8,9 \times 18$ mm for mounting to system groove with M 1348 to 40 mm square extrusions, as well as 80 mm and 120 mm square extrusions with M 1339 and M 1348
4.42 kg l 6000 mm

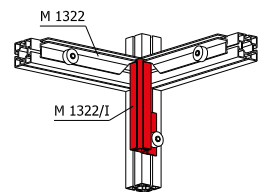
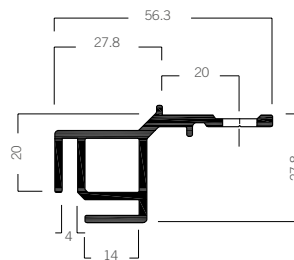


ADAPTION PROFILE INNER CORNER



M 1322/I.01

Aluminium I matt anodized with 11 borings $8,9 \times 18$ mm for mounting to system groove with M 1348 to 40 mm square extrusions, as well as 80 mm and 120 mm square extrusions with M 1339 and M 1348
4.61 kg l 6000 mm



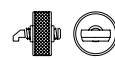
ACCESSORIES



M 1313

SILICON EDGE

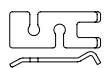
14 x 3 mm, roll with 100 m



M 1348

HAMMERHEAD SCREW

only for mounting M 1322, M 1322/E, M 1322/I, M 1321



M 1339

RETAINER

used in connection with M 1348 for square extrusions with 80 mm and 120 mm

TENSION FABRIC FRAMES

Adaption profiles

EXHIBITION SYSTEMS
PROJECT SOLUTIONS
PRESENTATION
INTERIOR DESIGN
CLEANROOM SYSTEMS

OCTANORM® Germany**Head Office**

Raiffeisenstraße 39
70794 Filderstadt
T. +49 (711) 77003-0
F. +49 (711) 77003-53
info@octanorm.de
www.octanorm.com

EUROPE**OCTANORM® Belgium**

Tel. +32 2 344 9880
www.octanorm.be

OCTANORM® France

Tel. +33 1 4695 5406
www.octanorm.fr

OCTANORM® UK

Tel. +44 20 85 45 2945
www.octanorm.co.uk

OCTANORM® Hellas

Tel. +30 2310 79 6521
www.octanorm.gr

OCTANORM® Italia

Tel. +39 02 9645 1966
www.formulaotto.it

OCTANORM® Nederland

Tel. +31 50 309 5133
www.octanorm.nl

OCTANORM® Polska

Tel. +48 22 773 0350
www.octanorm.pl

OCTANORM® Adria

Tel. +386 590 56301
www.octanormadria.com

OCTANORM® Espana

Tel. +34 930 019 424
www.octanorm.es

OCTANORM® Nordic

Tel. +46 8 621 6500
www.octanorm.se

OCTANORM® Russia

Tel. +7 495 565 7920
www.octanorm.ru

AMERICA**OCTANORM® Canada**

Tel. +1 905 822 2108
www.octanorm.net

OCTANORM® USA

Tel. +1 770 7 32 1520
www.octanormusa.com

OCTANORM® México

Tel. +52 55 5804 6325
www.octanorm.com.mx

OCTANORM® Brasil

Tel. +55 11 3807 2552
www.octanorm.com.br

OCTANORM® Argentina

Tel. +54 11 43 12 4000
www.octanorm.com.ar

AFRICA**OCTANORM® South Africa**

Tel. +27 11 433 2010
www.octanorm.co.za

MIDDLE EAST**OCTANORM® Emirates**

Tel. +971 4 340 6888
www.octanormemirates.net

AUSTRALIA**OCTANORM® Australia**

Tel. +61 3 8773 8550
www.octanorm.com.au

ASIA**OCTANORM® Japan**

Tel. +81 45 511 8144
www.octanorm.jp

OCTANORM® China

Tel. +86 512 6283 3336
www.octanorm.cn